



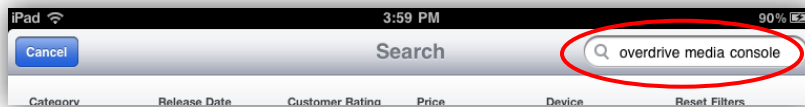
Downloading eBooks and Audiobooks (Overdrive Media Console App): Apple iPad, iPhone, or iPod Touch

Step 1: Download and install Overdrive Media Console App

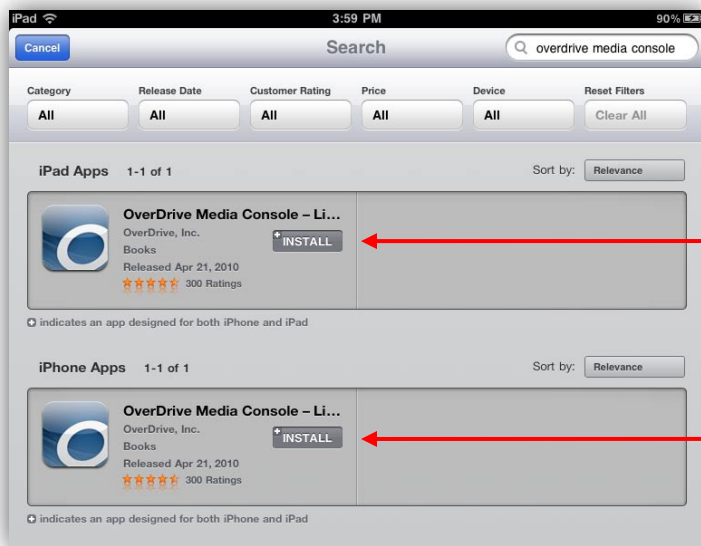
1. Open the Apple App Store.



2. Type Overdrive Media Console in the search box and select Enter.



3. Select Install under the appropriate app, depending on your device.



iPad App

iPhone &
iPod Touch App

4. When the app is finished downloading, click on the Overdrive icon to open the app.

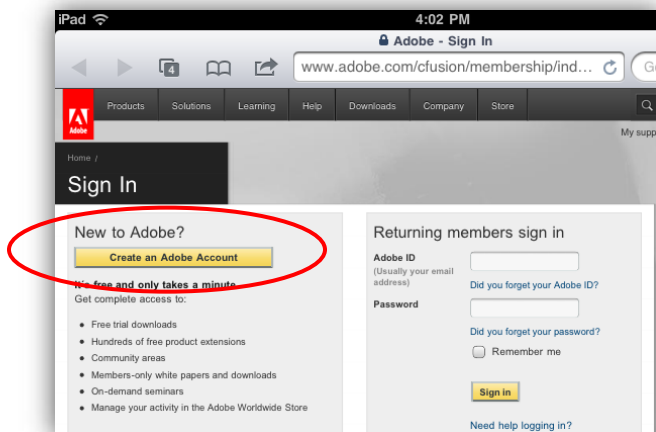


Step 2: Authorize Your Device with an Adobe ID

1. The first time you open the app, you will be asked to authorize with an Adobe ID. If you already have one, simply click on Sign In. If you don't have an Adobe ID, you can set up a free ID by selecting Register at Adobe.com. If you accidentally select Cancel, you can still create an Adobe Account by selecting Get Books and then Settings.



2. Safari, Apple's Internet browser will open to Adobe's website. Select Create an Adobe Account.



3. Fill out all the required fields, which are indicated with a red asterisk and select Continue.

ACCOUNT DETAILS

E-mail * reference@plainfield.lib.il.us

Password * (Must be between 6-12 characters) ●●●●●●

Retype password * ●●●●●●

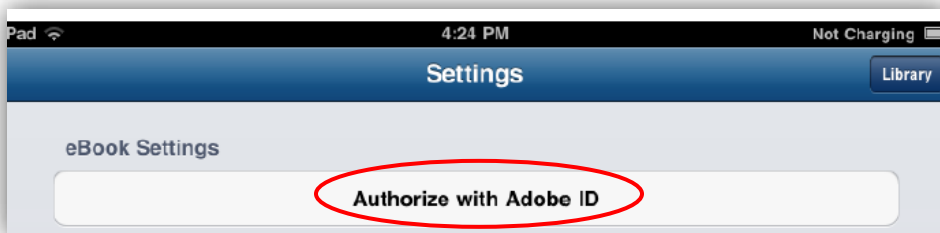
Password hint

First name * Kara

Last name * Kohn

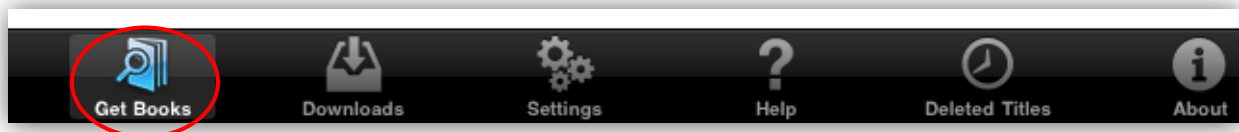


4. Once you have created your Adobe ID, go back to the Overdrive Media Console app, select Library and then Settings. Select Authorize with Adobe ID, and log in with the Adobe ID (your email) and password you just created and select Authorize.

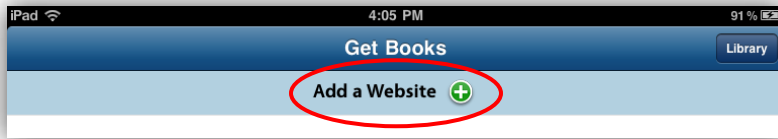


Step 3: Download EPUB eBooks and MP3 Audiobooks From MyMediaMall

1. From that same Settings page, select Get Books on the bottom left hand corner.



2. Click on Get Books and Add a Website.



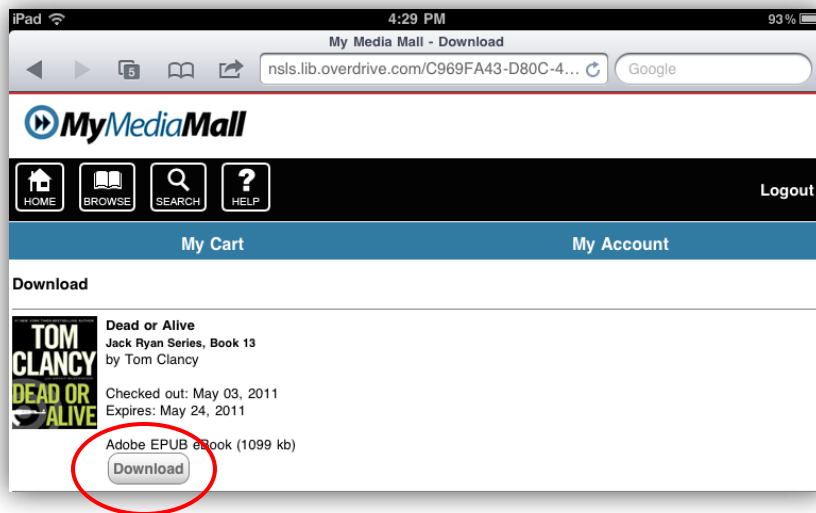
3. Type in the Library's zip code, which is 60108, and select Search.



4. Select Bloomington Public Library from the list of libraries and then click the star next to NSLS - MyMediaMall.



5. Browse and checkout EPUB eBooks and MP3 audiobooks from MyMediaMall with your Bloomingdale Public Library card. Once you have a title checked out, select the Download button. This will open the Overdrive Media Console app.



6. When your title is finished downloaded you can enjoy the book offline anytime during the check out period through the Overdrive Media Console App.



Number of days until book expires