




































# Bloomingtondale Library Community Survey
















1. How would you rate your overall satisfaction with the services provided by the Bloomingtondale Public Library?			
		Response Percent	Response Count
Very Satisfied		70.6%	151
Somewhat Satisfied		16.8%	36
Unsure		2.3%	5
Unsatisfied		1.9%	4
Very Unsatisfied		4.7%	10
No Opinion		3.7%	8
		<b>answered question</b>	<b>214</b>
		<b>skipped question</b>	<b>0</b>

2. How would you rate the friendliness of library staff?			
		Response Percent	Response Count
Library employees are extremely helpful and welcoming; my needs are exceeded		57.8%	122
Library employees are generally helpful and welcoming; my needs are met		26.1%	55
Library employees are sometimes helpful or welcoming; my needs are sometimes met		9.0%	19
Library employees are not helpful or welcoming; my needs are not met		1.9%	4
No Opinion		5.2%	11
		<b>answered question</b>	<b>211</b>
		<b>skipped question</b>	<b>3</b>

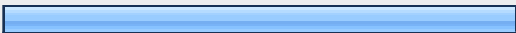




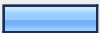
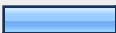
3. What aspect of the Bloomingdale Public Library do you enjoy the most?			
		Response Percent	Response Count
Staff Friendliness/Helpfulness		29.6%	56
Book Selection		27.0%	51
DVD Selection		10.1%	19
Adult Programs		1.6%	3
Storytimes		2.1%	4
Young Adult Programs		2.1%	4
Youth Programs		3.7%	7
Library Events		4.2%	8
Computer Labs		14.3%	27
Games and Puzzles		0.5%	1
Video Games		1.1%	2
Comfort & Furnishings		3.7%	7
		Other (please specify)	39
		<b>answered question</b>	<b>189</b>
		<b>skipped question</b>	<b>25</b>

4. What aspect of the Bloomingdale Public Library needs the most improvement?			
		Response Percent	Response Count
Staff Friendliness/Helpfulness		12.7%	17
<b>Book Selection</b>		<b>18.7%</b>	<b>25</b>
DVD Selection		14.2%	19
Adult Programs		4.5%	6
Storytimes		1.5%	2
Young Adult Programs		2.2%	3
Youth Programs		9.0%	12
Library Events		13.4%	18
Computer Labs		7.5%	10
Games and Puzzles		1.5%	2
Video Games		6.0%	8
Comfort & Furnishings		9.0%	12
		Other (please specify)	51
		<b>answered question</b>	<b>134</b>
		<b>skipped question</b>	<b>80</b>






5. When you visit the Bloomingdale Public Library, what are you interested in? (Choose all that apply)

		Response Percent	Response Count
Books		90.1%	183
DVDs		68.5%	139
Magazines		26.1%	53
Newspapers		12.3%	25
Video Games		12.8%	26
Board Games		8.4%	17
Internet Access		37.4%	76
Word Processing/Printing		13.3%	27
Other Computer Use		12.8%	26
Wireless Access		13.3%	27
Library Programs		29.1%	59
Storytimes		5.4%	11
Quiet Study		15.3%	31
Computer Classes		18.2%	37
Community Groups/Meetings		9.4%	19
Other (please specify)			24
		<b>answered question</b>	<b>203</b>
		<b>skipped question</b>	<b>11</b>

**6. If you do use the Bloomingdale Public Library, please choose the most important reasons you visit (Choose all that apply)**




		Response Percent	Response Count
<b>Location is convenient</b>		78.9%	157
The comfortable setting (nice seating and free coffee)		41.7%	83
The staff is helpful		53.8%	107
The resources here meet my needs		62.3%	124
The adult programs (business, cooking, travel...)		14.6%	29
The children's programs (story times, holiday crafts...)		14.1%	28
Special events such as the Halloween Party and Ice Cream Social		17.1%	34
		<b>answered question</b>	<b>199</b>
		<b>skipped question</b>	<b>15</b>

**7. If you do not use the Bloomingdale Public Library, please select the most important reasons for your non-use (Choose all that apply)**








		Response Percent	Response Count
We use another library facility		18.4%	7
We purchase our books, DVDs and music		13.2%	5
We find what we want on the Internet		23.7%	9
The level of noise at the library		23.7%	9
<b>Lack of time/too busy</b>		50.0%	19
		<b>answered question</b>	<b>38</b>
		<b>skipped question</b>	<b>176</b>

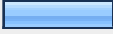






8. If you don't use the Bloomingdale Public Library, what would you want to see added to our services that would make you more likely to visit?		Response Count
		33
	<i>answered question</i>	33
	<i>skipped question</i>	181



9. Over the past two years the Bloomingdale Public Library has undergone a renovation focused on patron comfort. Please rank these items in terms of adding to your overall experience (1 being the most important)						
	1	2	3	4	Rating Average	Response Count
The new comfortable seating	47.4% (55)	25.0% (29)	16.4% (19)	11.2% (13)	1.91	116
The free coffee	11.3% (14)	15.3% (19)	16.9% (21)	56.5% (70)	3.19	124
The new signage	4.5% (5)	30.4% (34)	44.6% (50)	20.5% (23)	2.81	112
The display shelves for new materials	47.4% (65)	28.5% (39)	16.1% (22)	8.0% (11)	1.85	137
	<i>answered question</i>					158
	<i>skipped question</i>					56

10. How do you find your way around the Bloomingdale Public Library?			Response Percent	Response Count
Your signage guides me			27.7%	44
I ask for help			28.9%	46
I browse until I find what I need			43.4%	69
	<i>answered question</i>			159
	<i>skipped question</i>			55

11. Please select the importance of the following services				
	Very Important	Important	Not Important	Response Count
Selection of books, magazines, newspapers, DVDs and music	89.1% (139)	8.3% (13)	2.6% (4)	156
Internet and computer resources	62.1% (95)	25.5% (39)	12.4% (19)	153
Research Databases (either in the library or from home)	58.7% (84)	32.2% (46)	9.1% (13)	143
Faxing	11.8% (16)	26.5% (36)	61.8% (84)	136
Tax forms	18.0% (25)	36.7% (51)	45.3% (63)	139
Adult Programs	26.3% (35)	49.6% (66)	24.1% (32)	133
Young Adult Programs	24.1% (32)	36.8% (49)	39.1% (52)	133
Children's Programs	32.1% (43)	32.8% (44)	35.1% (47)	134
	<i>answered question</i>			<b>159</b>
	<i>skipped question</i>			<b>55</b>


12. With which of the following Bloomingdale Public Library services are you satisfied? (Choose all that apply)			
		Response Percent	Response Count
Reference Desk		78.0%	117
Interlibrary Loans		64.0%	96
Adult Computer Lab		48.7%	73
Online Catalog		57.3%	86
Youth Services Story Times		16.7%	25
Adult Programs		28.0%	42
Computer Classes		28.7%	43
	<i>answered question</i>		<b>150</b>
	<i>skipped question</i>		<b>64</b>

13. Which Bloomingdale Public Library services do you feel need improvement? (Choose all that apply)			
		Response Percent	Response Count
Reference Desk		16.7%	12
Interlibrary Loans		22.2%	16
Adult Computer Lab		19.4%	14
Online Catalog		27.8%	20
Youth Services Storytimes		8.3%	6
<b>Adult Programs</b>		<b>29.2%</b>	<b>21</b>
Computer Classes		15.3%	11
		<i>answered question</i>	<b>72</b>
		<i>skipped question</i>	<b>142</b>



14. Are you aware the Bloomingdale Public Library has a Friends of the Library group?			
		Response Percent	Response Count
Yes		61.7%	95
No		38.3%	59
		<i>answered question</i>	<b>154</b>
		<i>skipped question</i>	<b>60</b>



15. The Friends of the Bloomingdale Public Library is a volunteer group committed to assisting the library by fostering literacy and reading especially in children. The Friends volunteer at our annual book sales, gazebo concerts, the Ice Cream Social, the Halloween Party and the Holiday Open house. They also raise money for our summer reading program. Would you be interested in joining this group?

		Response Percent	Response Count
No		100.0%	128
Yes (please enter your email address)			17
<b>answered question</b>			<b>128</b>
<b>skipped question</b>			<b>86</b>

16. Are you aware that the Bloomingdale Public Library offers many events that are co-sponsored by the Village of Bloomingdale or the Friends of the Bloomingdale Public Library?

		Response Percent	Response Count
Yes		75.5%	114
No		24.5%	37
<b>answered question</b>			<b>151</b>
<b>skipped question</b>			<b>63</b>










17. Which of the following Bloomingdale Public Library sponsored events have you attended?			
		Response Percent	Response Count
Breakfast with Santa		12.5%	12
Brunch with Santa		8.3%	8
Breakfast with the Bunny		12.5%	12
Brunch with the Bunny		11.5%	11
Holiday Open House		49.0%	47
Halloween Party		40.6%	39
<b>Ice Cream Social</b>		<b>77.1%</b>	<b>74</b>
Gazebo Concerts		63.5%	61
		<i>answered question</i>	<b>96</b>
		<i>skipped question</i>	<b>118</b>








18. How do you find out about Bloomingdale Public Library programs or events? (Choose all that apply)			
		Response Percent	Response Count
The library website		38.3%	54
<b>The Village Almanac</b>		<b>60.3%</b>	<b>85</b>
Flyers or signs at the library		53.2%	75
Word of mouth		23.4%	33
Newspaper		9.9%	14
The sign in front of the Village Hall		20.6%	29
Yahoo! events		1.4%	2
		Other (please list)	11
		<i>answered question</i>	<b>141</b>
		<i>skipped question</i>	<b>73</b>





19. Gender			
		Response Percent	Response Count
Male		44.5%	69
Female		55.5%	86
<i>answered question</i>			155
<i>skipped question</i>			59

20. Are you a Bloomingdale resident?			
		Response Percent	Response Count
Yes		84.2%	128
No		15.8%	24
<i>answered question</i>			152
<i>skipped question</i>			62

21. Are you a Bloomingdale Public Library card holder?			
		Response Percent	Response Count
Yes, I have a Bloomingdale library card		82.7%	129
Yes, I have a card from another library		10.3%	16
I have an Internet Use card		2.6%	4
No		4.5%	7
<i>answered question</i>			156
<i>skipped question</i>			58



<b>22. Please select appropriate age range</b>			
		<b>Response Percent</b>	<b>Response Count</b>
Under 5		0.0%	0
5 to 9		0.0%	0
10 to 14		7.1%	11
15 to 19		2.6%	4
20 to 24		1.9%	3
25 to 34		10.4%	16
35 to 44		13.6%	21
<b>45 to 54</b>		<b>31.8%</b>	<b>49</b>
55 to 59		9.7%	15
60 to 64		12.3%	19
65 and over		10.4%	16
		<b><i>answered question</i></b>	<b>154</b>
		<b><i>skipped question</i></b>	<b>60</b>

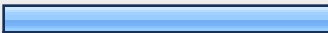



23. Of which of the following programs and services for teens are you aware?			
		Response Percent	Response Count
Anime Club		30.8%	4
<b>Teen Game Night</b>		<b>76.9%</b>	<b>10</b>
Volunteens		38.5%	5
Chess Club		46.2%	6
Teen Advisory Group (TAG)		15.4%	2
Dueler's Guild		38.5%	5
Summer/Winter Reading Programs		61.5%	8
		<b>answered question</b>	<b>13</b>
		<b>skipped question</b>	<b>201</b>

24. How often do you visit the Young Adult Area (YA Spot)?			
		Response Percent	Response Count
<b>Often</b>		<b>37.5%</b>	<b>6</b>
<b>Occasionally</b>		<b>37.5%</b>	<b>6</b>
Rarely		6.3%	1
Never		18.8%	3
		<b>answered question</b>	<b>16</b>
		<b>skipped question</b>	<b>198</b>








25. How can Bloomingdale Public Library improve our services for young adults?		Response Count
		10
	<i>answered question</i>	<b>10</b>
	<i>skipped question</i>	<b>204</b>





26. How satisfied are you with the following Bloomingdale Public Library collections?					
	Very Satisfied	Satisfied	Needs Growth	I Don't Use this Service	Response Count
Children's Collection	23.4% (32)	27.0% (37)	7.3% (10)	<b>42.3% (58)</b>	137
Adult Fiction	<b>44.8% (65)</b>	33.1% (48)	9.0% (13)	13.1% (19)	145
Adult Non-Fiction	<b>39.7% (56)</b>	37.6% (53)	12.1% (17)	10.6% (15)	141
Reference	<b>39.9% (55)</b>	31.9% (44)	13.0% (18)	15.2% (21)	138
DVDs	<b>40.3% (58)</b>	31.9% (46)	15.3% (22)	12.5% (18)	144
CDs	24.5% (34)	<b>35.3% (49)</b>	18.0% (25)	22.3% (31)	139
Audiobooks	14.8% (20)	29.6% (40)	8.9% (12)	<b>46.7% (63)</b>	135
Magazines	26.4% (38)	<b>36.1% (52)</b>	5.6% (8)	31.9% (46)	144
Newspapers	20.1% (28)	32.4% (45)	1.4% (2)	<b>46.0% (64)</b>	139
Games & Puzzles	9.8% (13)	17.3% (23)	5.3% (7)	<b>67.7% (90)</b>	133
Video Games	9.8% (13)	12.1% (16)	10.6% (14)	<b>67.4% (89)</b>	132
	<i>answered question</i>				<b>151</b>
	<i>skipped question</i>				<b>63</b>

27. Are you aware that the Bloomingdale Public Library offers books you can download to your personal computer or iPod/MP3 player?			
		Response Percent	Response Count
Yes		48.7%	73
No		51.3%	77
		<i>answered question</i>	<b>150</b>
		<i>skipped question</i>	<b>64</b>



28. Which of these audiobook formats have you used? (Choose all that apply)			
		Response Percent	Response Count
Book on Cassette		50.0%	37
<b>Book on CD</b>		<b>85.1%</b>	<b>63</b>
Downloadable Audiobook		14.9%	11
Playaway (Self Contained MP3 Player)		16.2%	12
		<i>answered question</i>	<b>74</b>
		<i>skipped question</i>	<b>140</b>




29. Are you aware that the Bloomingdale Public Library offers video games for checkout?			
		Response Percent	Response Count
Yes		<b>68.0%</b>	<b>102</b>
No		32.0%	48
		<i>answered question</i>	<b>150</b>
		<i>skipped question</i>	<b>64</b>

30. Which of these video game formats have you used? (Choose all that apply)			
		Response Percent	Response Count
Playstation 2		48.9%	22
Nintendo DS		35.6%	16
Playstation 3		13.3%	6
<b>Wii</b>		<b>55.6%</b>	<b>25</b>
X-Box 360		31.1%	14
X-Box		8.9%	4
Gamecube		24.4%	11
		<i>answered question</i>	<b>45</b>
		<i>skipped question</i>	<b>169</b>














31. How satisfied are you with the quality of the adult programs offered by the Bloomingdale Public Library ?			
		Response Percent	Response Count
Very Satisfied		26.5%	40
Satisfied		24.5%	37
Needs Improvement		11.3%	17
<b>N/A - Haven't attended</b>		<b>37.7%</b>	<b>57</b>
		<i>answered question</i>	<b>151</b>
		<i>skipped question</i>	<b>63</b>














32. Have you attended an adult program at the Bloomingdale Public Library within the last year?			
		Response Percent	Response Count
Yes		35.9%	52
No		64.1%	93
		<i>answered question</i>	145
		<i>skipped question</i>	69

33. Are any of the following preventing you from attending Bloomingdale Public Library programs?			
		Response Percent	Response Count
Too busy		48.4%	44
Times not convenient		29.7%	27
Nothing of interest		41.8%	38
		Other (please specify)	25
		<i>answered question</i>	91
		<i>skipped question</i>	123

34. Which of the following topics appeal to you as subjects for adult programs? (Choose all that apply)



		Response Percent	Response Count
Science		33.1%	43
<b>Health</b>		<b>50.0%</b>	<b>65</b>
Business		29.2%	38
Investing		24.6%	32
Cooking		49.2%	64
Crafts		35.4%	46
Travel		39.2%	51
Art		32.3%	42
Music		37.7%	49
Computer Classes		46.2%	60
Writing		27.7%	36
History		29.2%	38
Politics		20.0%	26
Other (please specify)			15
		<b>answered question</b>	<b>130</b>
		<b>skipped question</b>	<b>84</b>









35. How satisfied are you with the quality of the programs for children offered by the Bloomingdale Public Library?			
		Response Percent	Response Count
Very Satisfied		18.9%	27
Satisfied		21.7%	31
Needs Improvement		4.9%	7
N/A		54.5%	78
		<i>answered question</i>	143
		<i>skipped question</i>	71









36. What is the best day for your family to attend storytimes?			
		Response Percent	Response Count
Monday		2.3%	3
Tuesday		0.8%	1
Wednesday		3.0%	4
Thursday		2.3%	3
Friday		3.8%	5
Saturday		9.0%	12
n/a		78.9%	105
		<i>answered question</i>	133
		<i>skipped question</i>	81



37. What is the best time for your family to attend pre-school stoytimes? (Choose all that apply)			
		Response Percent	Response Count
10:00am		5.6%	7
10:30am		4.0%	5
11:00am		3.2%	4
11:30am		0.0%	0
1:00pm		0.0%	0
1:30pm		1.6%	2
2:00pm		0.8%	1
3:00pm		2.4%	3
7:00pm		7.2%	9
n/a		82.4%	103
		<b>answered question</b>	<b>125</b>
		<b>skipped question</b>	<b>89</b>

38. What time of day is best for your school-age children to attend Bloomingdale Public Library programs?			
		Response Percent	Response Count
Afternoon		10.8%	14
Evening		25.4%	33
N/A		63.8%	83
		<b>answered question</b>	<b>130</b>
		<b>skipped question</b>	<b>84</b>











39. Do you prefer that the Library offer snacks during Bloomingdale Public Library programs?			
		Response Percent	Response Count
Yes		48.8%	62
No		51.2%	65
		<i>answered question</i>	127
		<i>skipped question</i>	87











40. Which of the following library services is the most important to you? (Choose one)			
		Response Percent	Response Count
Computer Classes		14.1%	18
<b>Internet</b>		37.5%	48
Book discussion groups		3.9%	5
Storytimes		5.5%	7
Fax service		3.1%	4
Research databases		25.8%	33
Personalized reading list		9.4%	12
Schedule an appointment with a reference librarian		0.8%	1
		<i>answered question</i>	128
		<i>skipped question</i>	86



41. Which of the following would you be most likely to check out? (Choose one)			
		Response Percent	Response Count
Books		66.4%	91
Board games		0.0%	0
Magazines/newspapers		0.7%	1
Puzzles		0.0%	0
Video games		3.6%	5
CDs		6.6%	9
DVDs		18.2%	25
CD-ROMs		1.5%	2
Foreign language materials		1.5%	2
Ebooks and e-audiobooks		1.5%	2
		<i>answered question</i>	137
		<i>skipped question</i>	77

42. When visiting the Bloomington Public Library website, do you generally find what you need?			
		Response Percent	Response Count
Yes		87.6%	127
No		12.4%	18
		<i>answered question</i>	145
		<i>skipped question</i>	69





43. If not, what have you had trouble finding?		
		Response Count
		18
<i>answered question</i>		<b>18</b>
<i>skipped question</i>		<b>196</b>


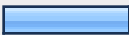
44. Which of the following website services do you use? (Choose all that apply)			
		Response Percent	Response Count
Library Catalog		87.3%	110
Programs & Events Calendar		34.9%	44
Research Databases		42.1%	53
Chat Reference		6.3%	8
Library eNewsletter		7.9%	10
Hours & Directions		16.7%	21
Contact Information		8.7%	11
RSS Feeds		0.0%	0
Blogs		2.4%	3
Online Fine Payment		5.6%	7
Personalized Reading Lists		4.8%	6
Other (please specify)			1
<i>answered question</i>			<b>126</b>
<i>skipped question</i>			<b>88</b>











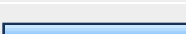
45. Which of the following website services do you feel needs improvement? (Choose all that apply)			
		Response Percent	Response Count
Library Catalog		40.9%	18
Programs and Events Calendar		15.9%	7
Research Databases		13.6%	6
Chat Reference		4.5%	2
Library eNewsletter		18.2%	8
Hours and Directions		11.4%	5
Contact Information		2.3%	1
RSS Feeds		0.0%	0
Blogs		6.8%	3
Online Fine Payment		4.5%	2
Personalized Reading Lists		13.6%	6
		Other (please specify)	12
		<b>answered question</b>	<b>44</b>
		<b>skipped question</b>	<b>170</b>

46. Are you aware that the Bloomington Public Library offers reference books, magazine articles, and other information through the research link on our website?			
		Response Percent	Response Count
Yes		58.0%	83
No		42.0%	60
		<b>answered question</b>	<b>143</b>
		<b>skipped question</b>	<b>71</b>







47. From where have you accessed the Bloomingdale Public Library research databases?			
		Response Percent	Response Count
Home		72.0%	85
Work		20.3%	24
School		6.8%	8
Library		47.5%	56
		<i>answered question</i>	118
		<i>skipped question</i>	96




48. Are you aware that the Bloomingdale Public Library offers computer classes to both Bloomingdale residents and non-residents?			
		Response Percent	Response Count
Yes		81.0%	115
No		19.0%	27
		<i>answered question</i>	142
		<i>skipped question</i>	72




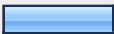
49. Is there a computer class topic you would like to see taught more often? (Choose all that apply)			
		Response Percent	Response Count
Beginner's Classes		15.1%	13
Word Processing		18.6%	16
<b>Excel</b>		<b>39.5%</b>	<b>34</b>
PowerPoint		34.9%	30
Internet		19.8%	17
Email		9.3%	8
Digital Cameras		30.2%	26
Access & Databases		22.1%	19
Publisher		23.3%	20
General Computing		16.3%	14
Computer Repair		27.9%	24
		Other (please specify)	18
		<b>answered question</b>	<b>86</b>
		<b>skipped question</b>	<b>128</b>

50. Are there any changes you'd like to see with our computer classes?		
		Response Count
		25
		<b>answered question</b>
		<b>25</b>
		<b>skipped question</b>
		<b>189</b>

51. Have you used the Bloomington Public Library's free wireless Internet access?			
		Response Percent	Response Count
Yes		34.5%	50
No		65.5%	95
		<i>answered question</i>	145
		<i>skipped question</i>	69

52. Have you ever visited the Local History Room at the Bloomington Public Library?			
		Response Percent	Response Count
Yes		53.5%	77
No		46.5%	67
		<i>answered question</i>	144
		<i>skipped question</i>	70

53. Are you aware of the following services offered by the Local History Room? (Choose all that apply)			
		Response Percent	Response Count
<b>Genealogy Club</b>		72.3%	47
Assistance with genealogy and local history resources		69.2%	45
Local History circulating and reference collections		69.2%	45
Files about prominent people, places and organizations in Bloomington		58.5%	38
		<i>answered question</i>	65
		<i>skipped question</i>	149

54. How would you like to see Local History services expanded?			
		Response Percent	Response Count
Satisfied with current services		52.7%	48
More programs		13.2%	12
More displays		17.6%	16
More information accessible online		16.5%	15
		Other (please specify)	7
		<b>answered question</b>	<b>91</b>
		<b>skipped question</b>	<b>123</b>

55. If you could change one thing about the Bloomingdale Public Library, what would it be?		
		Response Count
		81
		<b>answered question</b>
		<b>81</b>
		<b>skipped question</b>
		<b>133</b>

56. Use this space to share any additional suggestions or comments		
		Response Count
		50
		<b>answered question</b>
		<b>50</b>
		<b>skipped question</b>
		<b>164</b>