

Bloomington Library MakerSpace Survey Analysis

Overview

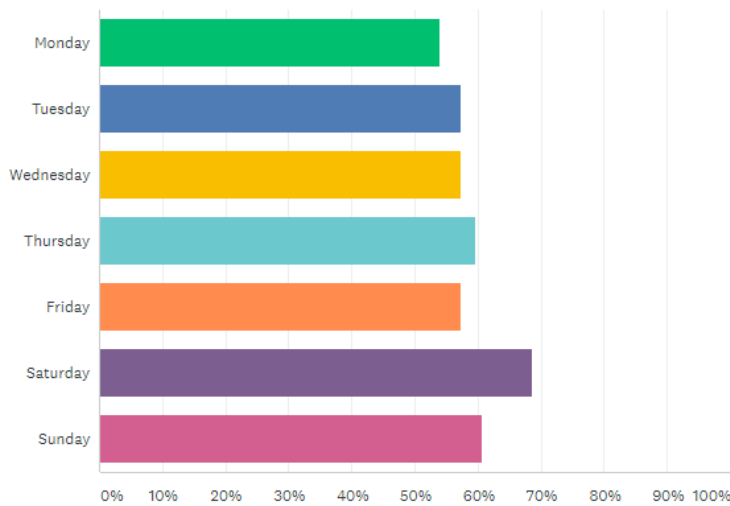
Working with the data provided as of October 25, 2020 this report intends to summarize the scheduling, time control, instruction level, and resources requested by BPL patrons. All of these questions are intertwined so their answers won't be isolated, but the data can be approached from the viewpoint of a few basic questions.

When?

At first glance there isn't a strong preference for days or times

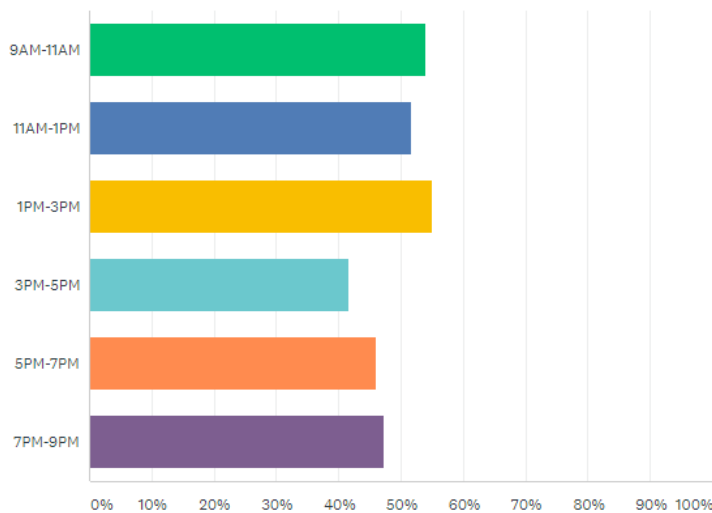
What are your preferred days to use the makerspace? (Choose all that apply.)

Answered: 89 Skipped: 0



What are your preferred hours to use the makerspace? (Choose all that apply.)

Answered: 89 Skipped: 0

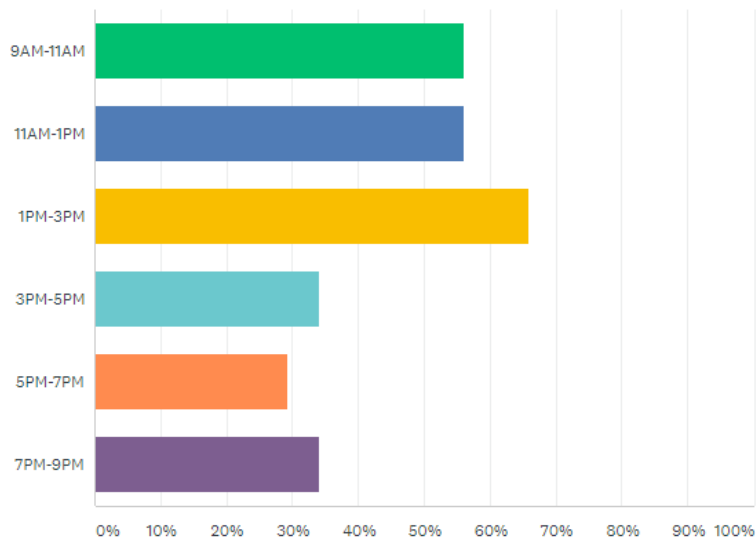


However, if we filter for different age groups within households we can get some interesting data:

- Patrons 55 and older have a noticeable preference for room availability earlier in the day.

What are your preferred hours to use the makerspace? (Choose all that apply.)

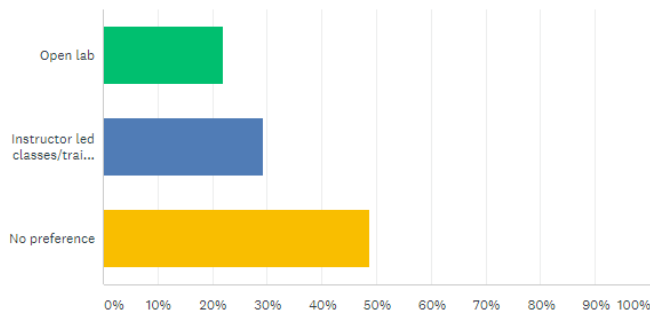
Answered: 41 Skipped: 0



Combine this information with the knowledge that this age range prefers instructor led classes and more extensive staff help more than any other subset and we can conclude that the majority of structured, detailed classes should be held earlier in the day.

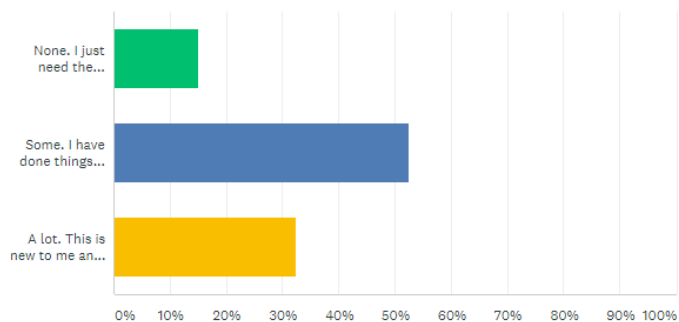
Do you prefer open lab times to work on your own projects or instructor led classes/training?

Answered: 41 Skipped: 0



How much help would you need from staff?

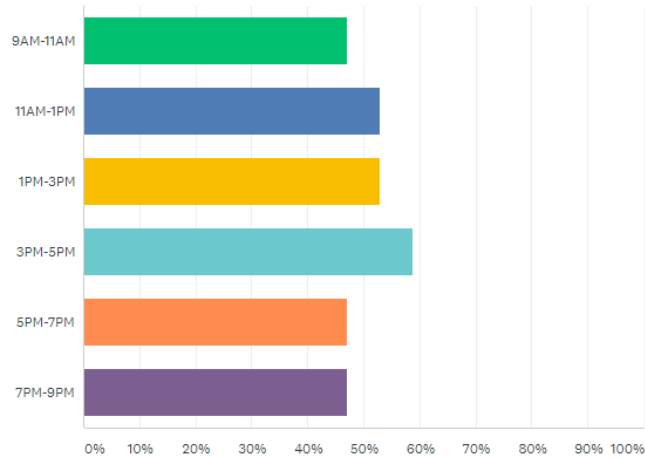
Answered: 40 Skipped: 1



- Conversely when we look at the preferences for tweens, teens and young adults (ages 12-24) we see a less dramatic time preference

What are your preferred hours to use the makerspace? (Choose all that apply.)

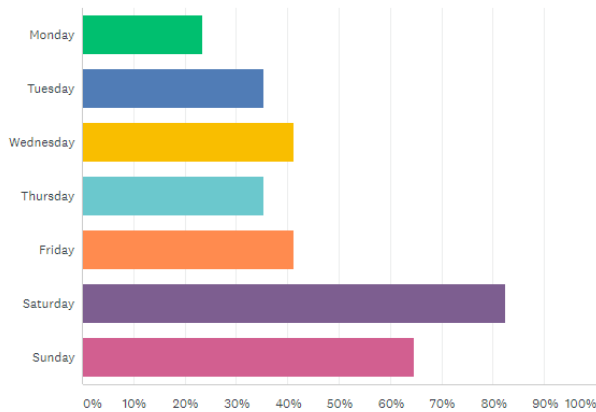
Answered: 17 Skipped: 0



But a strong preference for weekend hours, particularly Saturdays

What are your preferred days to use the makerspace? (Choose all that apply.)

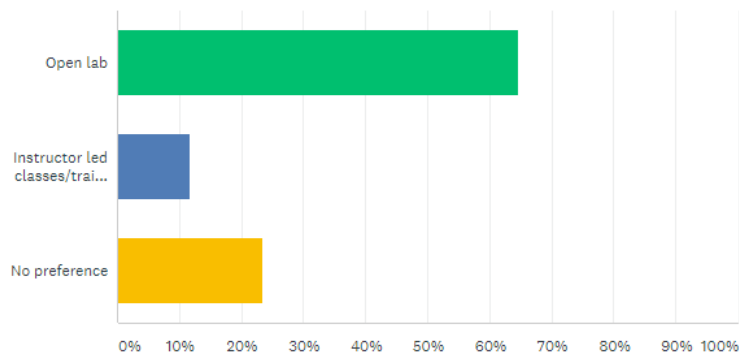
Answered: 17 Skipped: 0



There is also a major preference for minimal instruction and open lab time to do what they want

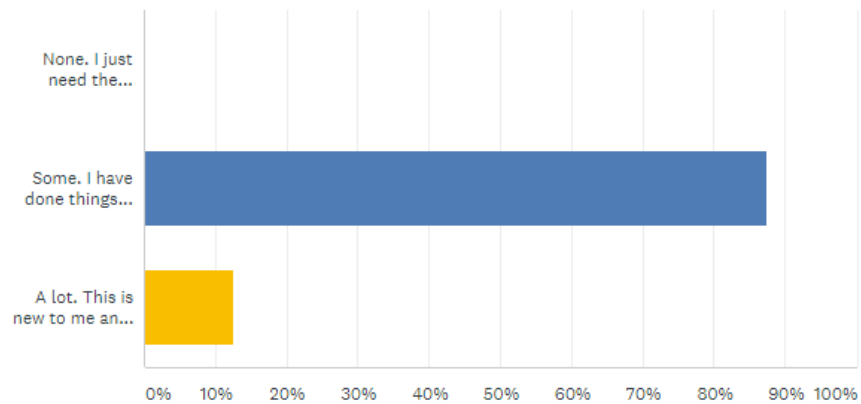
Do you prefer open lab times to work on your own projects or instructor led classes/training?

Answered: 17 Skipped: 0



How much help would you need from staff?

Answered: 16 Skipped: 1

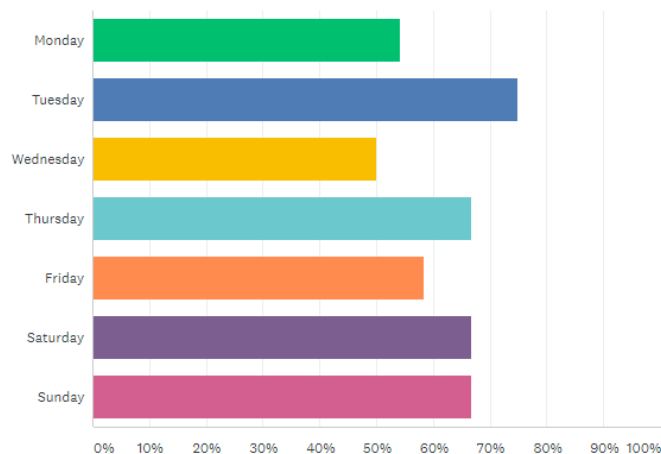


Taking all of this into account it would seem to make sense to schedule open lab hours for weekends with perhaps an after school time slot (3-5) once or twice a week.

- Patrons which young children in the home (ages 0-11) most often have adults in the 35-44 range in the home as well, and presumably those adults are the ones who filled out the survey so it is unclear whose needs are being addressed, those of the parents or of the child, by the times requested. That being said there are a couple noteworthy points about scheduling for this age group. For the day range there is an interesting pattern of preference for Tuesday, Thursday, and the weekend avoiding Monday, Wednesday and Friday

What are your preferred days to use the makerspace? (Choose all that apply.)

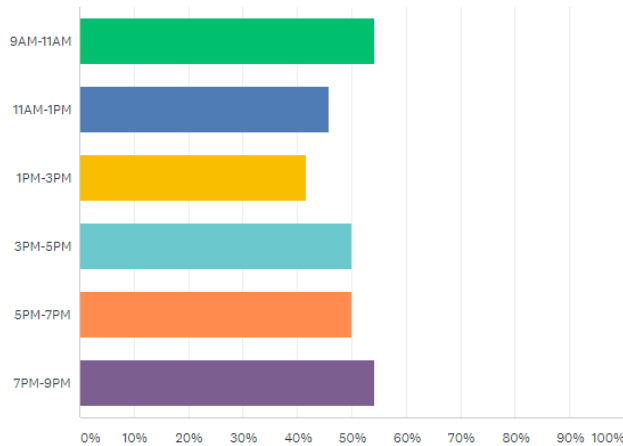
Answered: 24 Skipped: 0



The numbers are small enough that this could be a coincidence but it seems possible that we are working around school schedules and routines. Furthermore, the time preferences are fairly even across the board with a slight uptick in the mornings and evenings

What are your preferred hours to use the makerspace? (Choose all that apply.)

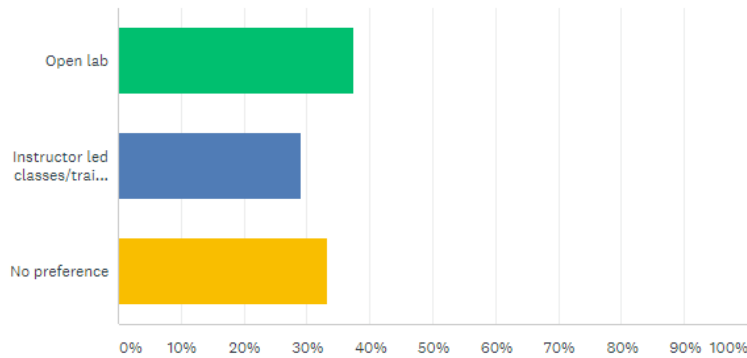
Answered: 24 Skipped: 0



This makes sense if you consider historic preferences for story times are early in the day with occasional evening offerings. When asked what kind of lab usage they prefer this age group is roughly in the middle between the older patrons and the young adults

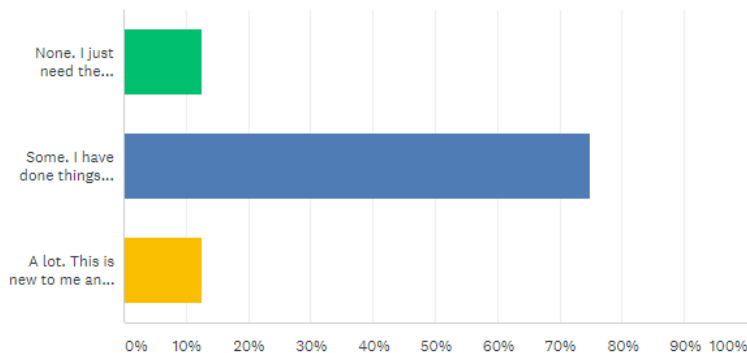
Do you prefer open lab times to work on your own projects or instructor led classes/training?

Answered: 24 Skipped: 0



How much help would you need from staff?

Answered: 24 Skipped: 0

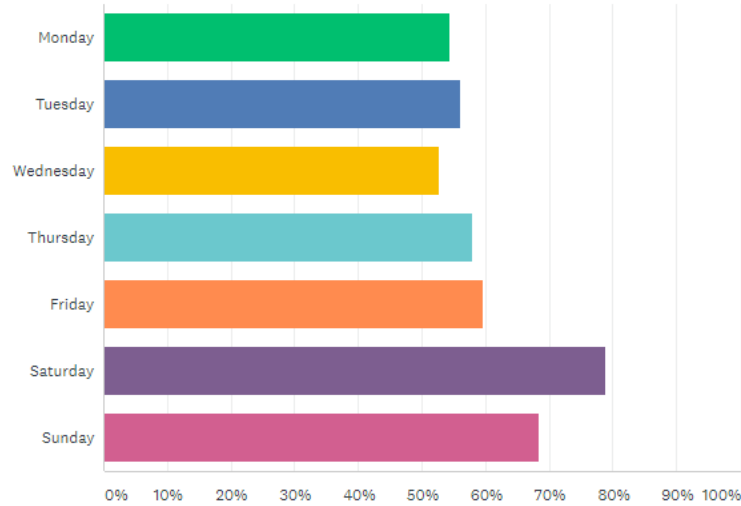


The preference is for open lab use over classes, but only slightly, and they feel they can use the equipment but want some help available.

- When looking at the results for patrons 25-44 years old the distinctions are somewhat muted. Perhaps there is confusion in the data because a lot of households contain both patrons in these age ranges and children. Still, a couple items stand out. To a lesser degree than the teens and tweens, but still noticeably, these adults also prefer weekend use

What are your preferred days to use the makerspace? (Choose all that apply.)

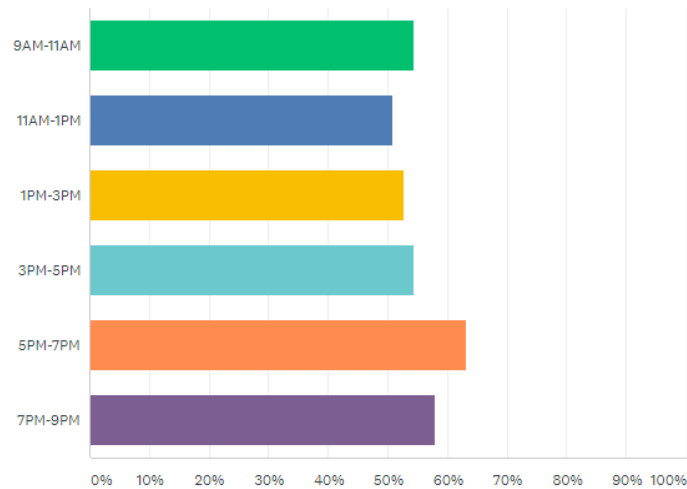
Answered: 57 Skipped: 0



However they also have more of a preference for an evening schedule than any other group of users, which makes sense if you assume many of the respondents have 9-5 work schedules.

What are your preferred hours to use the makerspace? (Choose all that apply.)

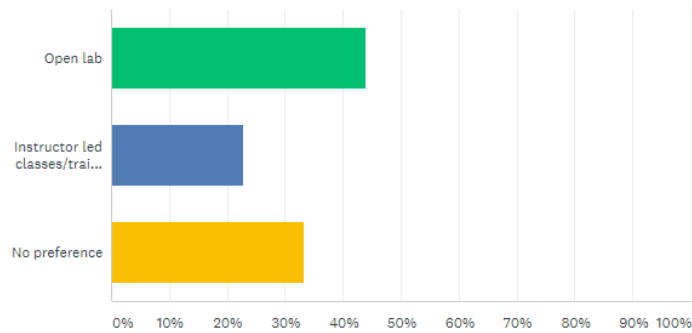
Answered: 57 Skipped: 0



Finally, we can see these patrons have a strong interest in open lab time

Do you prefer open lab times to work on your own projects or instructor led classes/training?

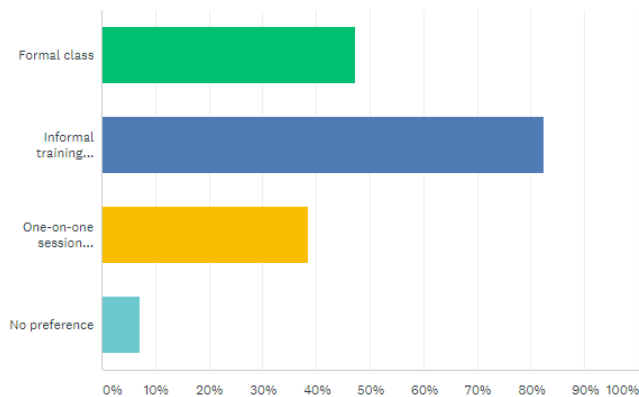
Answered: 57 Skipped: 0



But have much more interest in formal training than the young adults do

What training/instructional classes do you prefer? (Choose all that apply.)

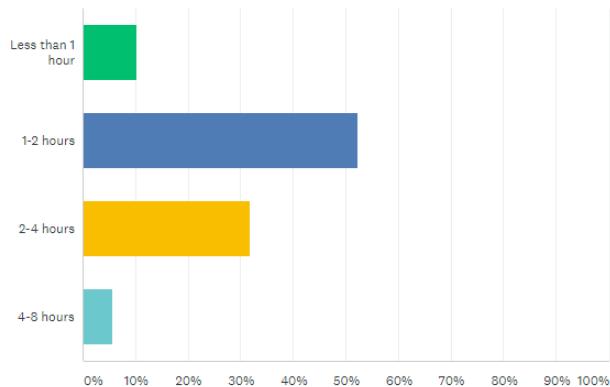
Answered: 57 Skipped: 0



One final note about scheduling, the most consistent result of this survey by far was the question of how long is needed to complete a project. No matter what demographic is selected the results always looked like this

How long do you think you need to complete a project?

Answered: 88 Skipped: 1



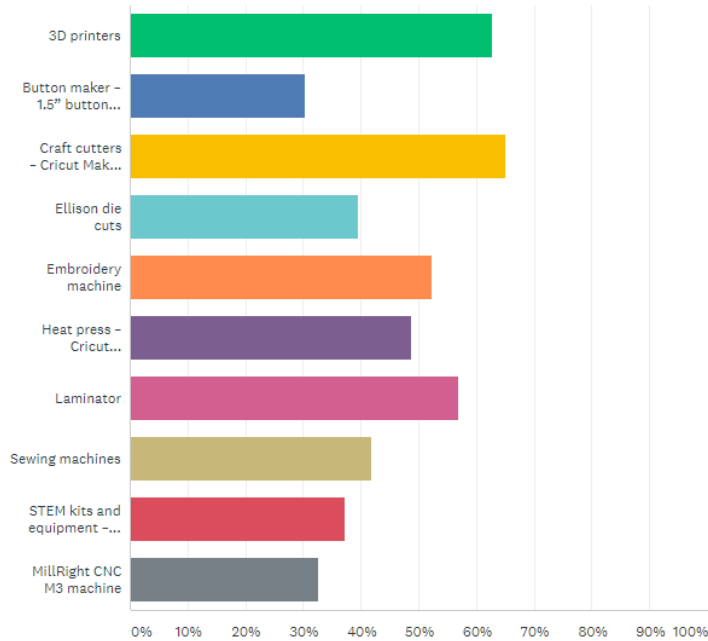
Almost all patrons saying between one and four hours, with two thirds of those saying one to two hours is all that is necessary. This tells us we don't need all day open lab use. Something in the range of one-two hour classes and two-four hour open lab periods could fit the community's needs well.

What?

The next question is what these groups want the Bloomington Public Library to provide in a MakerSpace. Across almost all demographics the 3D Printers and Silhouette Printers are popular options

What makerspace equipment are you interested in using? (Choose all that apply.)

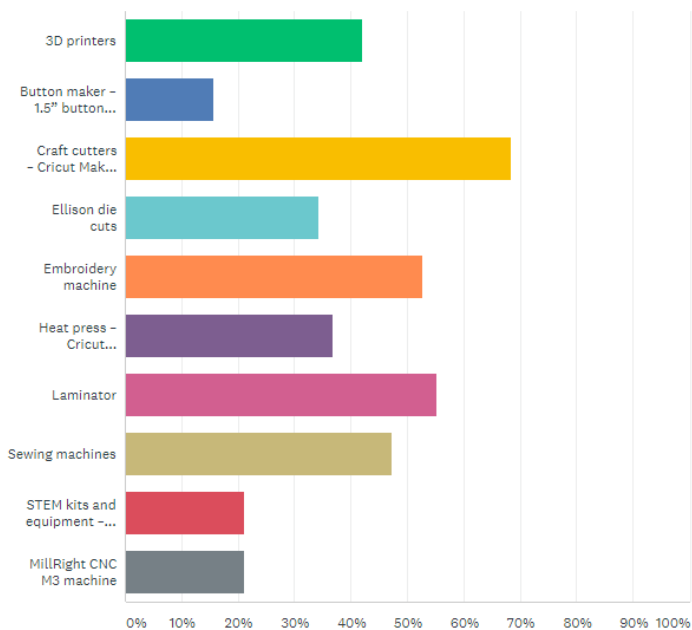
Answered: 86 Skipped: 3



But again distinctions come up within the groups. Patrons 55 and older have much more interest in the sewing and embroidery machines

What makerspace equipment are you interested in using? (Choose all that apply.)

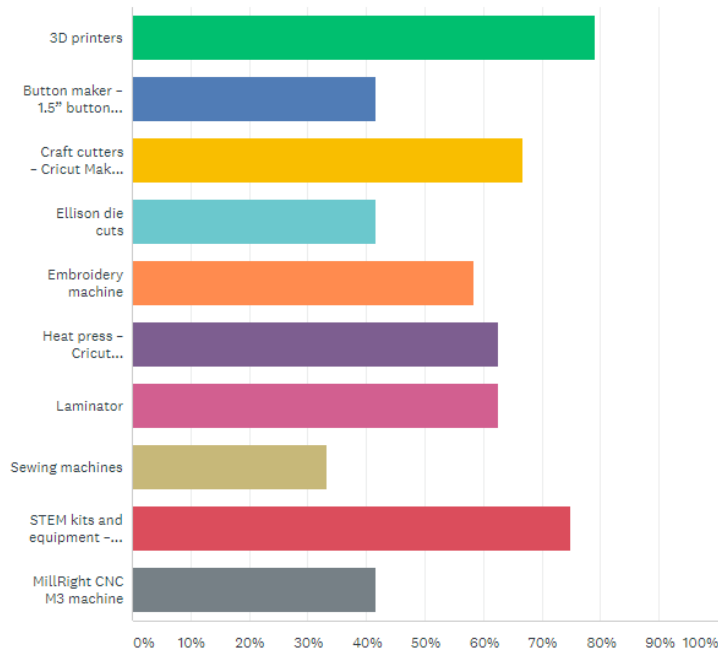
Answered: 38 Skipped: 3



STEM kits are much more popular among households with 0-11 year old children

What makerspace equipment are you interested in using? (Choose all that apply.)

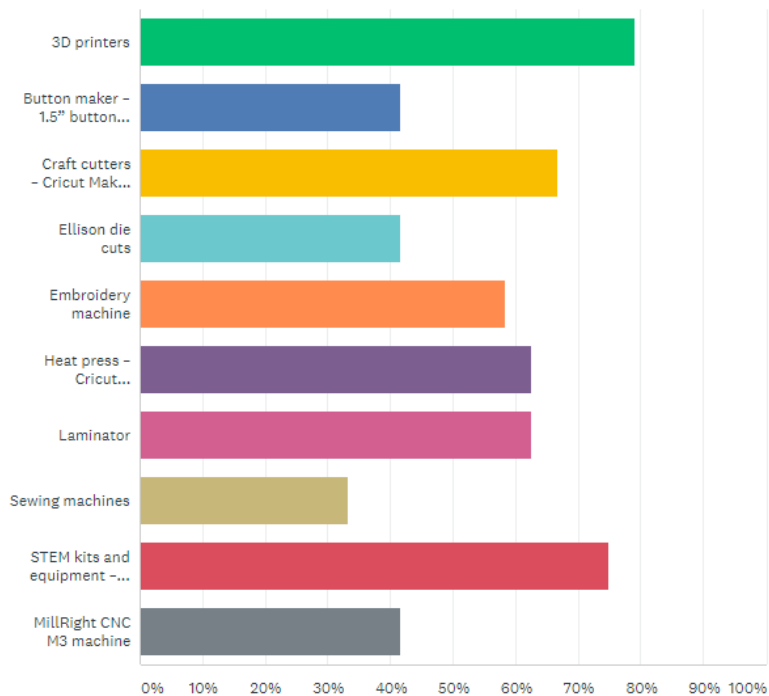
Answered: 24 Skipped: 0



Teens and young adults (12-24) show fairly even preferences across the board, which will work well with offering open lab times instead of guided classes. The one standout being a much higher interest in STEM kits than there is among adults and seniors

What makerspace equipment are you interested in using? (Choose all that apply.)

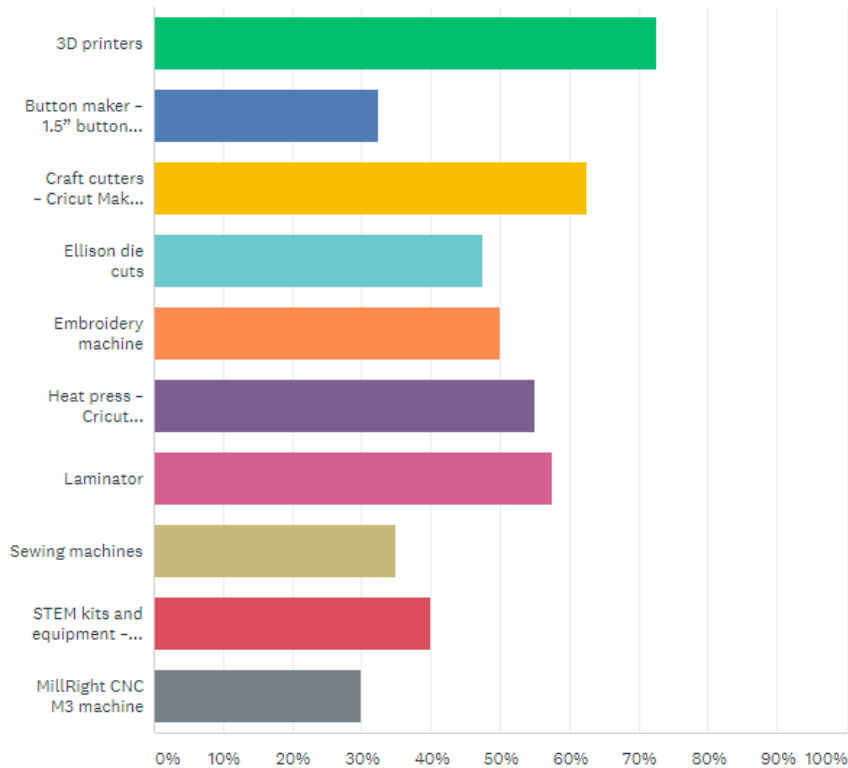
Answered: 24 Skipped: 0



Adults 25-44 years of age also consistent with the overall averages, with a slightly higher interest in 3D Printing and lower interest in sewing machines.

What makerspace equipment are you interested in using? (Choose all that apply.)

Answered: 40 Skipped: 0



Using this data, in conjunction with what we've learned about time preferences for different age groups, the appropriate library departments should be able to determine what kinds of classes, instructional periods, and open lab use times to offer for youth, young adult, adult, and senior patrons.

Next?

Finally, the survey data provides insights into possible equipment additions that could benefit the community. Suggestions include:

- Light Box photography area for online retail
- Podcast equipment
- Woodworking tools
- Raspberry Pi
- Computers with development tools – Python programming or video editing
- Weaving looms
- Crochet tools